

Please remember that this is simply meant as a guide to help and support you. I know that many of you have multiple children, are working or have other commitments. I really appreciate the effort that you are making and am here to help!

	Phonics	English	Break	Maths	Lunch	Guided Reading	Various Foundation Subjects	Story time
Monday	<p>Watch the video emailed to you. Links will also be on Google Classroom. If you can't find the videos please let me know n.parry@st-wilfrids.manchester.sch.uk</p>	<p>Recap: Question marks</p> <p>Live lesson 10 am Link posted on Google Classroom (email n.parry@st-wilfrids.manchester.sch.uk if you need login details)</p> <p>If you can't access have a go at the powerpoint quiz.</p>		<p>https://vimeo.com/490879063</p> <p>There is no sheet to go with this activity as it is a practical lesson.</p> <p>You will need to make some numbers cards if you are unable to print/collect from school.</p> <p>If you don't have a die you can use the virtual one from the link below.</p> <p>https://dice.virtuworld.net/</p> <p>If you can't access the video there is a sheet to be completed.</p>		Bug Club	<p>Science</p> <p>Watch the video and complete the worksheets</p> <p>https://classroom.thenational.academy/lessons/what-are-the-5-senses-cnh3cd?from_query=senses</p> <p>Challenge: How many body parts can you name?</p> <p>Music</p> <p>We have been learning about different genres of music. Last week we learnt about jazz. This week we are learning about opera! Watch the videos below.</p> <p>An opera is a play with music. In opera, the performers on the stage are normally singers, instead of actors. The story is told in song and by the music from the orchestra. And just like plays, operas can also be very exciting.</p> <p>Learn about an opera singer:</p> <p>https://www.youtube.com/watch?v=95RLviccrQc</p> <p>An opera is a musical play performed on stage with costumes, scenery and props.</p>	<p>Listen to one of the stories from Google Classroom or read something for fun!</p>





Please remember that this is simply meant as a guide to help and support you. I know that many of you have multiple children, are working or have other commitments. I really appreciate the effort that you are making and am here to help!

					<p>Listen and appraise. How does the music make you feel? Do you think there is villain in the story? Is the music happy, spooky, exciting?</p> <p>https://www.youtube.com/watch?v=ncvnA8p4lww</p> <p>Compose your own music using the Blob Opera!</p> <p>https://artsandculture.google.com/experiment/blob-opera/AAHWrq360NcGbw</p> <p>Think about how the different types of operatic singers sound</p> <ul style="list-style-type: none"> • Soprano • Alto • Tenor • Bass <p>Extra info:</p> <p>https://www.bbc.co.uk/bitesize/guides/zw3nrwx/revision/6</p>		
T u e s d	Watch the video emailed to you.		https://vimeo.com/490879463	Watch the video then complete the sheet.	Bug Club	<p>Art</p> <p>Mrs Goodwin would have been doing some art with you this half term. She has put together a PowerPoint to tell you all about what she would have been</p>	Listen to one of the stories from

Please remember that this is simply meant as a guide to help and support you. I know that many of you have multiple children, are working or have other commitments. I really appreciate the effort that you are making and am here to help!

<p>a y</p>	<p>Links will also be on Google Classroom. If you can't find the videos please let me know n.parry@st-wilfrids.manchester.sch.uk</p>	<p>Adjectives Live lesson 10 am Link posted on Google Classroom (email n.parry@st-wilfrids.manchester.sch.uk if you need login details) If you are unable to join the live read the power point and have a go at writing three sentences about Antarctica.</p>	<p>Maths sheet on Google Classroom 'Maths Tuesday'. <i>Pick a challenge from Google Classroom if you want to stretch the lesson ☺</i> If children need a number line to do the additions, get them to have a go at drawing one out.</p>		<p>teaching you in school. Please watch the PowerPoint and complete the activity. RE Read the Christian and Jewish creation stories (you might need a grown up to help you). Compare the two stories – What do you think is different about the two stories? Are there any things that are the same in both stories?</p>	<p>Google Classroom or read something for fun!</p>
<p>W e d n e s d a y</p>	<p>Watch the video emailed to you. Links will also be on Google Classroom. If you can't find the videos</p>	<p>Live lesson 10 am Link posted on Google Classroom (email n.parry@st-wilfrids.manchester.sch.uk if you need login details) If unable to join read the Power</p>	<p>https://vimeo.com/490879867 Watch the video then complete the sheet. Maths sheet on Google Classroom 'Maths Wednesday'. <i>Pick a challenge from Google Classroom if you want to stretch the lesson ☺</i> If children need a number line to do the additions, get them to have a go at drawing one out.</p>	<p>Bug Club</p>	<p>History We have been learning all about explorers. Complete the sheets on Neil Armstrong and Matthew Hensen. You could have a go at reading the sheets yourself or ask an adult for help. PE: Penguin yoga!</p>	<p>Listen to one of the stories from Google Classroom or read something for fun!</p>

Please remember that this is simply meant as a guide to help and support you. I know that many of you have multiple children, are working or have other commitments. I really appreciate the effort that you are making and am here to help!

	<p>please let me know n.parry@st-wilfrids.manchester.sch.uk</p>	<p>Point and write two facts about penguins.</p>			<p>https://www.youtube.com/watch?v=jSZvMHLw9vs&feature=emb_logo</p>	
<p>Thursday</p>	<p>Watch the video emailed to you. Links will also be on Google Classroom. If you can't find the videos please let me know n.parry@st-wilfrids.manchester.sch.uk</p>	<p>Letter formation warm up: https://www.dorwayonline.org.uk/activities/letterformation/ Using the facts that we learnt yesterday. Have a go at completing the fact file worksheet about penguins!</p>	<p>https://vimeo.com/490879867 Watch the video then complete the sheet. Maths sheet on Google Classroom 'Maths Thursday'. <i>Pick a challenge from Google Classroom if you want to stretch the lesson 😊</i> If children need a number line to do the additions, get them to have a go at drawing one out.</p>	<p>Bug Club</p>	<p>PSHE/Computing Complete activity on Purple Mash. If you are unable to access Purple Mash then you can create your own leaflet on paper. In school we have been learning about keeping safe. We have talked about roads, the classroom, the kitchen and when we are outside. Think about some of these ideas to help you to make the safety leaflet. I started one below as an example:</p> <div data-bbox="1429 871 1906 1445" style="border: 1px solid black; padding: 10px; margin: 10px 0;"> <p style="text-align: center;">How to Stay Safe</p> <div style="display: flex; flex-direction: column; gap: 10px;"> <div style="display: flex; align-items: center; gap: 10px;">  <div style="border: 1px solid orange; padding: 5px; background-color: #fff9c4;">Keep my passwords safe. Use an avatar. Never put my address or the name of my school online.</div> </div> <div style="display: flex; align-items: center; gap: 10px;">  <div style="border: 1px solid orange; padding: 5px; background-color: #fff9c4;">Always wear a seatbelt.</div> </div> <div style="display: flex; align-items: center; gap: 10px;">  <div style="border: 1px solid orange; padding: 5px; background-color: #fff9c4;">Write in here..</div> </div> <div style="display: flex; align-items: center; gap: 10px;">  <div style="border: 1px solid orange; padding: 5px; background-color: #fff9c4;">Write in here..</div> </div> </div> </div>	<p>Listen to one of the stories from Google Classroom or read something for fun!</p>

Please remember that this is simply meant as a guide to help and support you. I know that many of you have multiple children, are working or have other commitments. I really appreciate the effort that you are making and am here to help!

<p>F r i d a y</p>	<p>Watch the video emailed to you. Links will also be on Google Classroom. If you can't find the videos please let me know n.parry@st-wilfrids.manchester.sch.uk</p>	<p>Spellings</p> <p>Days of the week sheet ☒</p> <p>https://www.youtube.com/watch?v=mXMofxtDP</p> <p>REMEMBER: Days of the week always start with a capital letter.</p> <p>Have a think about the below questions when learning to spell.</p> <p>Can you find any special friends in the days of the week?</p> <p>What do they all have in common?</p> <p>Which days can you sound out and which are tricky red words?</p>	<p>https://vimeo.com/490882337</p> <p>atch the video then complete the sheet.</p> <p>Maths sheet on Google Classroom 'Maths Friday'.</p> <p><i>Pick a challenge from Google Classroom if you want to stretch the lesson ☺</i></p> <p>If children need a number line to do the additions, get them to have a go at drawing one out.</p>	<p>Bug Club</p>	<p>PE:</p> <p>Dance:</p> <p>https://www.youtube.com/watch?v=1gUbdNbu6ak</p> <p>https://www.youtube.com/watch?v=388Q44ReOWE</p> <p>https://www.youtube.com/watch?v=uf0uKmkwnKs</p> <p>Now make up your own short dance routine to this song (I would love to see videos of your moves!)</p> <p>Can you make your dance match the pulse of the music?</p> <p>https://www.youtube.com/watch?v=nXPytZ6MHlo</p> <p>Golden time! Do something fun away from screens ☺</p> <p>Suggestions: Draw a penguin in Antarctica. Have a go at making an iceberg using the incredible iceberg sheet!</p>	<p>Listen to one of the stories from Google Classroom or read something for fun!</p>
--	--	--	--	-----------------	--	--

Please remember that this is simply meant as a guide to help and support you. I know that many of you have multiple children, are working or have other commitments. I really appreciate the effort that you are making and am here to help!

		Extra activity: Have a go at 'Little Red Meets the Wolf' on Purple Mash					
--	--	---	--	--	--	--	--

This week I am trialling doing online lessons through Google Classroom. Lessons will be at 10am and last between 30 minutes – 45 minutes. The link should work on a mobile phone. On certain days I will be in school and unable to do the lesson, so please check the overview each week. I know that many of you have other commitments and may not be able to join us. I will still post work on Google Classroom for this lesson and worksheets will be available to collect from school. Children will need a pencil and paper when joining the lesson. I have never used this system before so may have a few teething issues to begin with.